

CGL SERIES

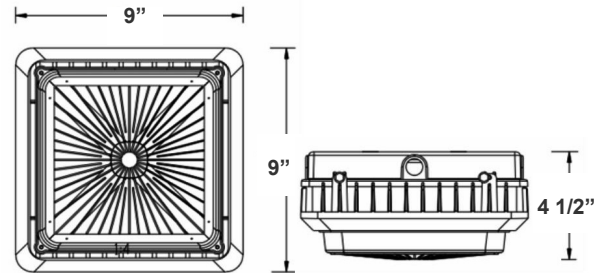
OUTDOOR LIGHTING

WESTGATE
THE FUTURE IS HERE...AND IT'S QUITE BRIGHT!

CGL-40W-50K-D
CGL-40W-40K-D



Customer Name: _____
Project Name: _____
Note: _____ | Type: _____



Ideal for indoor parking lots, commercial buildings, schools, warehouse, retail centers, apartment complexes.

9"(L) x 9"(W) x 4 1/2"(H)

Features

- Housing: Die-cast aluminum with prismatic polycarbonate lens redesigned for LED
- Factory-Installed Options: Battery Backup, Motion Sensor
- 7-year warranty

Technical Specifications

Electrical:

- Input Wattage: 40W
- Input Current: 0.6A MAX
- Input Voltage: 120-277VAC 50/60Hz
- Power factor: >0.90
- LPW: 130

Mechanical:

- Die-cast Aluminum
- Four 1/2" threaded hubs located on four sides of the housing
- Prismatic polycarbonate lens
- Operating temperature: -40°F ~ 131°F
- IP rating: IP65, Wet Locations

Lighting:

- Dimming: 0~10V dimmable
- Total lumens: 5200LM
- Color temperature: 4000K/ 5000K
- Color rendering index: >80
- Beam angle: 150°
- Lifespan: 70000 Hrs

Applications:

- Indoor Parking
- Commercial Buildings
- School
- Warehouses
- Complexes
- Apartment
- Garage

Other Models:

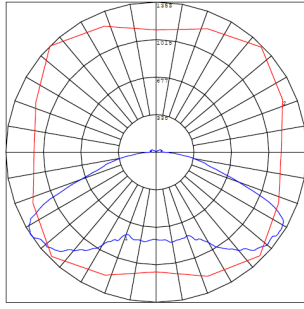
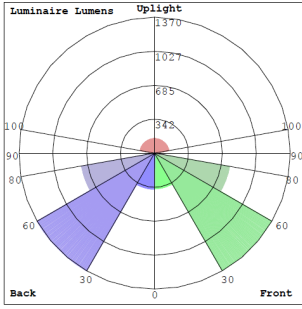
- 55W | 7100LM | CGL-55W-40K-D
- 75W | 9700LM | CGL-75W-40K-D
- 100W | 13000LM | CGL-100W-40K-D
- 55W | 7100LM | CGL-55W-50K-D
- 75W | 9700LM | CGL-75W-50K-D
- 100W | 13000LM | CGL-100W-50K-D



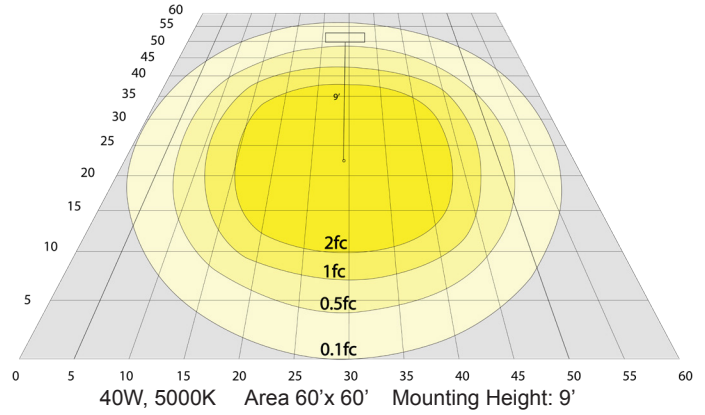
Phone: (877) 805-2252 | Fax: (877) 805-2252
www.westgatemfg.com



Photometrics: CGL-40W-D



BUD Rating: B2-U3-G2



Other Views:



Side View



Front View



Back View

Performance Table: CGL-40W-D

MODEL NO.	Wattage	Voltage	Lumens	Color Temp.	BUG Rating	LPW
CGL-40W-40K-D	40W	120~277V	5200LM	4000K	B2-U3-G2	130
CGL-40W-50K-D	40W	120~277V	5200LM	5000K	B2-U3-G2	130

Sample Ordering

Model Wattage Color Temp. Dimming

CGL - 40W - [] - D

50K = 5000K
40K = 4000K

Accessories

[]

Blank = No Option For Factory-Instalae
CGL-FL2 = FROSTED REPLACEMENT LENS
WEC-3RC= REMOTE CONTROL FOR THE MOTION SENSOR

Factory Installed Options

[]

Blank = No Option For Factory-Instalae
OPT-EM-OD1INT = INTERNAL EMERGENCY BACKUP BATTERY
OPT-SEN-2MD-35= PROGRAMMABLE MICROWAVE BI-LEVEL SENSOR
OPT-CLR-95(BK/GR/SR/WH) = COLOR PAINTS
OPT-PC-B = BUTTON PHOTOCELL
OPT-TRS-T20 = TAMPER RESISTANT SCREW
GPC-GBF-KIT = ONE-SIDE FROSTED GLASS LENS KIT
GPC-GSF-KIT = 4-SIDE FROSTED GLASS LENS KIT
GPC-PCLC = CLEAR PC LENS - NEEDS PRO INSTALLATION
GPC-PCLF = FROSTED PC LENS - NEEDS PRO INSTALLATION

SENSOR AND BATTERY BACK UP OPTIONS



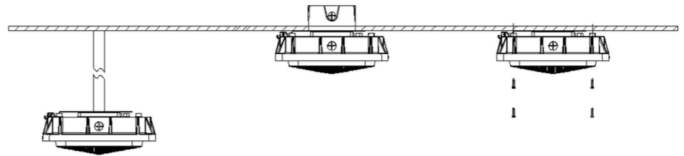
OPT-EM-OD1INT

WEC-3RC

OPT-PC-B

OPT-SEN-2MDR-36

MOUNTING OPTIONS



Example:

1. CGL-40W-50K-D

(CGL 40W 5000K fixture 120V-277V)

2. CGL-40W-50K-D
WEC-3RC

(CGL 40W 5000K fixture 120V-277V)
(Remote Control)

WESTGATE

Phone: (877) 805-2252 | Fax: (877) 805-2252
www.westgatemfg.com

